

# iESPRITE® LTL WB

Inspired by the award-winning iFORTE® LTX WB and maintaining the renowned design and durability of the iSERIES, the smaller and lighter iESPRITE® LTL WB WashBeam luminaire delivers a powerful advantage in its class for live concert-touring, theatrical productions, and broadcast designs, indoors or out.

**Light source**

TE™ 750W XP White LED Engine (Patented)

**Light output**

260.000 lx @ 5 m

**Zoom range**

3° - 57° (standard optical range)

2° - 57° (optical zoom + iris)

0.7° - 2° long-throw mode)

**Effects**

CMY colour mixing, Two colour wheels,  
Framing shutter, Two frosts, Electronic strobe  
effect, Iris, Motorised zoom and focus,  
Animation wheel, Static gobo wheel, Rotating  
gobo wheel, Two Prisms



With exceptional form-factor, impressive output, optical precision with an imposing 200mm front lens and rich feature set, this fixture will fit deliver high performance without occupying excessive space or overloading your truss, at just 37 kg.

The iESPRITE® LTL WB is available with a choice of patented, IP65-rated iSE-TE™ 750W White LED TRANSFERABLE ENGINES. Choose between the XP (High Performance) engine, which delivers a 6.700 K colour temperature, a fixture output of 35.000 lm (integrating sphere), for an impressive 260.000 lx at 5 m with a CRI of 70 for maximum brightness; or the HCF (High Colour Fidelity) engine, offering a 6.000 K colour temperature, 22.750 lm output (integrating sphere), for illuminance of 140.000 lx at 5 m with an exceptional CRI of 96 for superior colour rendition.

Engineered for durability, the TRANSFERABLE ENGINE delivers stable output, field exchangeability, and possible future LED upgrade capability. Its advanced, stable thermal management system means we can offer a 50.000-hour L70/B50 rating and a 4-year, 20.000-hour warranty. iESPRITE® LTL WB is designed to endure.

The innovative optical design offers remarkable versatility. The standard Optical Range Mode delivers a zoom range of 3° - 57°, while narrowing the iris allows coverage from 2° - 57°. The Long-Throw Mode, using patented xR7™ technology, provides an ultra-tight beam from 0.7 - 2° incredibly without any intensity loss usually found when engaging an iris over long distances.

The iESPRITE® LTL WB's CMY colour mixing system, combined with dual colour wheels and a variable CTO range of 3.000 to 6.700K, ensures seamless transitions from bold saturates to delicate pastels. ChromaTint™ patented green content control technology allows rapid adjustment for broadcast environments.

The luminaire is packed with effects, including rotating and static gobo wheels, an aluminium animation wheel with variable speed and directional control, and two stackable prisms—a six-facet circular and a six-facet linear. Two MagFrost™ interchangeable frosts, at 1° and 5°, enhance its versatility. Precision framing is achieved with the PLANO4™ FC system, which offers four-plane blade control, full curtain capability, and module rotation up to 120 degrees.

Advanced features like our L3™ Low Light Linearity 18-bit dimming system, Cpulse™ flicker-free management for compatibility with modern camera systems, and Epass™ network connectivity safeguards ensure smooth, reliable operation in any scenario.

The luminaire features camFIT™, meaning it is pre-wired and pre-balanced for the addition of the dedicated IP65-rated RoboSpot™ camera if required. Together with EMS™ (Electronic Motion Stabiliser) technology for instant stop and hysteresis elimination, it's the perfect medium to long-throw RoboSpot™ partner.

Removing the need for pre-use pan and tilt calibration, MAPS™ (motionless Absolute Positioning System) allows fixtures to be calibrated without movement. This also removes audience distraction while resetting during a performance.

Robe's patented RAINS™ protection system actively manages the fixture's internal microclimate to prevent moisture buildup, ensuring reliability in outdoor use. The self-pressure test function verifies seals and locking screws in under three minutes, requiring no special tools for easy maintenance.

To maintain consistent optical performance, the unique parCoat™ lens coating repels water, dirt, dust, haze, and smoke from the front lens while allowing easy cleaning without damage. For extreme cold conditions, patented standby POLAR+ technology keeps sensors and communication channels active and ensures instant operability in temperatures as low as -50 degrees Celsius.

Remote control and monitoring are enabled through REAP™, (Robe Ethernet Access Portal), which provides real-time fixture data and diagnostics. NFC technology allows setup and adjustments directly from your mobile device using the Robe Com app, even when the fixture is unpowered.

For easier handling of larger fixtures, optional clip on/off handles are available.

The iESPRITE® LTL WB combines unmatched power, precision, and durability in a single package, delivering exceptional WashBeam and long-throw follow-spot performance for indoor and outdoor use.

### **iESPRITE® LTL WB - Robe reliability in all weathers**

# Technical Specification

## Source

- Light source type: TE™ 750W XP White LED Engine (Patented)
  - XP - Xtra Performance Engine for maximum light output and optimal colour characteristics
  - LED Engine output: 57.000 lm
  - Fixture total lumen output:
    - 35.000 lm (integrating sphere)
    - 27.500 lm (goniophotometer)
  - Colour temperature output: 6.700 K
  - CRI: 70, remotely selectable filters for CRI 80 and CRI 90
  - Illuminance: 260.000 lx @ 5 m
- Light source type: TE™ 750W HCF White LED Engine (Patented)
  - HCF - High Colour Fidelity Engine for the best light quality and colour rendition
  - LED Engine output: 37.000 lm
  - Fixture total lumen output:
    - 22.750 lm (integrating sphere)
    - 17.900 lm (goniophotometer)
  - Colour temperature output: 6.000K
  - CRI: 96, TLCI: 97, TM-30-18 Rf: 92, TM-30-18 Rg: 99
  - Illuminance: 140.000 lx @ 5 m
- LED life expectancy: min. 50.000 hours
- Colour temperature: 6.700K
- Typical lumen maintenance: L70/B50 @ 50.000 hours
- Light source warranty: 4 years or 20.000 hours

## Optical system

- Robe's proprietary optical design
- High-efficiency 13-lens zoom optical system, ratio: 19:1
- Zoom range:
  - 3° - 57° (standard optical range)
  - 2° - 57° (optical zoom + iris)
  - 0.7° - 2° (long-throw mode)
- Output lens diameter: 200 mm
- parCoat™ (particle resistant coating) unique hydrophobic and oleophobic coating helps prevent water, dirt, dust, haze and smoke from adhering to the output lens

## Dynamic Effects and Features

- Cyan: 0 - 100%
- Magenta: 0 - 100%
- Yellow: 0 - 100%
- Variable CTO: 3.000K - 6.700K
- Colour Wheel 1: 5 fixed dichroic colours + white
- Colour Wheel 2: 5 fixed dichroic colours + white
- ChromaTint™ - Patented plus / minus green correction function
- Full curtain framing shutters: Patented Plano4 FC™ framing shutters module with 4 individually positionable blades plus rotation of the complete framing system  $\pm 60^\circ$
- Static gobo wheel: 9 static and replaceable gobos + open
- Rotating gobo wheel: 7 rotating, indexable and replaceable
- Animation wheel: Aluminium animation wheel, used alone or in combination with gobos, rotating in both directions at variable speed
- MLP™ - Patented Multi-Level Prisms allow multiple prisms to be "stacked" while retaining individual speed and direction control. With variable shape and size it creates unlimited dynamic, multi-level flower and beam effects:
  - Prism 1: Independent 6 facet linear prism rotating in both directions at variable speed
  - Prism 2: Independent 6 facet circular prism rotating in both directions at variable speed
- Iris: Motorized, stepless, pulse effects up to 3 Hz
- MagFrost™ - magnetic paddle fast change system providing exchangeable frosts containing as standard a very light  $1^\circ$  for instant softening of the projected gobo or framing shutters, and a medium  $5^\circ$  for even wash, both specifically selected for theatre and TV use
- Motorised zoom and focus
- Electronic strobe effect with variable speed up to 20 Hz
- L3™ - (Low Light Linearity) Imperceptible 18 bit dimming for ultra smooth fade to black
- Cpulse™ special flicker-free management for HD and UHD cameras, ready for 8K and 16K
- AirLOC™ (Less Optical Cleaning) technology greatly reduces the level of airborne particles drawn over the optical elements. This increases the overall performance, light quality and time between routine cleaning and maintenance.
- Extremely quiet operation suitable for all types of production in Theatre and TV
- POLAR+™ for power saving and instant operation in extremely cold weather conditions
- xR7™ eXtreme Reach Follow Spot technology enables you to achieve unprecedented light levels, even the narrowest beam angle of 0.7 degrees
- CamFit™ Prewired for later camera installation

## Control and programming

- Setting & Addressing: ROBE Navigation System 2 (RNS2)
- Display: QVGA Robe touch screen with battery backup, gravitation sensor for auto screen positioning, operation memory service log with RTC, stand-alone operation with 2 editable programs (each up to 80 steps), built-in analyser for easy fault finding, NFC app controller
- Protocols: USITT DMX-512, RDM, ArtNet, MA Net, MA Net2, sACN
- REAP™ - Robe Ethernet Access Portal
- Wireless CRMX™ technology from Lumen Radio
- Epass™: Ethernet pass through switch which sustains Ethernet integrity, when the fixture has no power, to automatically maintain network connectivity
- RAINS™ (Robe Automatic Ingress Neutralization System) manages humidity, temperature and pressure control using an active monitoring system to automatically remove any moisture detected within the fixture and provides constant monitoring to ensure peak performance
- DMX Protocol modes: 1
- Control channels: 53
- Pan & Tilt resolution: 16 bit
- CMY & CTO: 8 bit
- + - Green correction: 8 bit
- Colour wheel positioning: 8 or 16 bit
- Static gobo wheel positioning: 8 or 16 bit
- Rotating gobo wheel positioning: 8 bit
- Gobo indexing & rotation: 8 or 16 bit
- Animation wheel: 8 bit
- Animation wheel rotation: 8 bit
- Prism indexing & rotation: 8 bit
- Iris: 8 or 16 bit
- Frost: 8 bit
- Zoom: 8 or 16 bit
- Focus: 8 or 16 bit
- Dimmer: 16 bit (internal 18 bit)

## Movement

- Pan movement: 540°
- Tilt movement: 270°
- Controllable speed of Pan & Tilt movement
- EMS™: Electronic Motion Stabilizer system for Pan & Tilt reducing beam deviation caused by truss movement or vibration (Patented)
- Automatic Pan & Tilt position correction
- MAPS™ - Motionless absolute positioning system for Pan and Tilt (Patented)

## Static gobos

- patented slot & lock system for easy replacement of gobos
- Aluminium wheel with 9 fixed gobos + open position

## Rotating gobos

- Glass gobos: 7 rotating gobos + open
- Outside diameter: 21.3 mm
- Image diameter: 18 mm
- Thickness: 1 mm
- Max. thickness: 3.5 mm
- High temperature borofloat or better glass
- Patented slot & lock system for easy replacement of gobos

## Effect wheel

- Single animation wheel
- Material: Aluminium
- Can be used alone or in combination with rotating gobos
- Rotating in both directions at variable speed

## Framing shutters system

- Full curtain framing shutters: 4 Blades, each with separate movement and rotation control
- Movement: Smooth with variable speed, ultrafast blade movements for creating mid-air effects
- Rotation: +- 60° of the complete framing system

## Thermal specification

- Maximum ambient temperature: 50°C (122°F)
- Maximum surface temperature: 80 °C (176 °F)
- Minimum operating temperature: -50°C (-58°F)

## Electrical specification and connections

- Power supply: Electronic auto-ranging
- Input voltage range: 100-240 V, 50/60 Hz
- Power consumption: max. 950 W
- Power connector in: Neutrik powerCON TRUE1
- DMX and RDM data in/out: IP65 Locking 3-pin & 5-pin XLR connectors
- Ethernet port out: IP65 RJ45 - camera video output
- Ethernet port in/out: IP65 RJ45, for Embedded Epass™ switch 10/100 Mbps
- USB connector (series C) for lightmaster purposes

## Approvals

- CE Compliant
- cETLus Compliant

## Mechanical specification

- Height: 760 mm (29.92") - head in vertical position
- Width: 458 mm (18.03")
- Depth: 289 mm (11.37") - head in vertical position
- Weight: 37 kg (81.6 lbs)
- Ingress protection rating: IP65

## Rigging

- Mounting positions: Horizontally or vertically
- Mounting points: 5 pairs of 1/4-turn locking points
- 2x Omega adaptors with 1/4-turn quick locks
- Universal operating position
- Safety cable attachment point
- Pan & Tilt transport locks

## Included items

- User Manual
- Omega Adaptor CL-regular 2 pcs: 10980033
- Power cord including powerCON TRUE1 In connector
- Balancing Weight Cover for CamFit: 10981009



## Optional accessories

- CamFit kit: 10980885
- Doughty Trigger Clamp: 17030386
- Frost 0.5° (exchange) assembled: 10980583
- Frost 10° (exchange) assembled: 10980497
- Frost 20° (exchange) assembled: 10980574
- Frost 30° (exchange) assembled: 10980584
- Safety wire 36 kg
- Single Top Loader Case
- Dual Top Loader Case
- Foam Shell

## Legal

- iESPRITE® is a Registered Trademark of Robe lighting s. r. o.
- iESPRITE® LTL WB is patented by Robe lighting s. r. o. and is protected by one or more pending or issued patents

# Gobos&Colours


## Rotating Gobo Wheel




15020079



15020080




15020081



15020082



15020083



15020068



15020084

## Fixed Gobo Wheel



15020070



15020071



15020072



15020073



15020074



15020075



15020076



15020077



15020078

## Colour Wheel 1



14070463-01



14070464



14070465



14070466



14070467

## Colour Wheel 2



14070473-6



14070469



14070470



14070471



14070472